


MOBOTIX i25 6MP Indoor Camera



Wall-mounted i25 captures 180° field of view – no blind spots.

Perfect Wall Mount. Compact and Discrete.

The i25 is a 6MP hemispheric camera and is perfectly suited to be wall mounted with a tilt angle of 15 degree to achieve the best panoramic overview of a room without any blind spots. One i25 captures an entire room, easily replacing four standard CCTV cameras. The newly-designed wall mount form factor fits into every environment.

Technical specifications subject to change without notice. For more information on the i25 and on the entire range of MOBOTIX products, such as prices, manuals, video management software for computers and iOS devices, etc., please go to www.mobotix.com > **Products**. Or contact us by phone (+49 06302 9816-103) or email (sales@mobotix.com).



Lens tilted down 15 deg.

Perfect Fit

The i25 can be wall mounted onto any surface. The small form factor matches perfectly with any environment. For fast installations, simply use the optional cavity installation set. A surface mount kit for concrete walls, for example, is available as well.



Captures An Entire Room

The wall-mountable i25 captures an entire room with stunning wall-to-wall view, without any blind spots. Virtual PTZ on the live and recorded images is performed by the camera.



HD Audio Package (optional)

All 6MP indoor models are available upon request with an integrated HD audio package (microphone and speaker in the camera housing). In addition to video recording with sound, the audio functionality can also be used for making announcements in sales or exhibition rooms, or for automatically playing an alarm signal when the camera-integrated sensor is triggered to scare off undesired visitors.

Technical Data			
Lens Options	B016, B036 (L10, L20)	Min. Light Sensitivity	Day Sensor: 0.1 lux at 1/60 sec Night Sensor: 0.02 lux at 1/60 sec
Image Sensors	1/1.8" CMOS (6MP) Day (Color) or Night (B&W)	Sensor Resolution	6MP: 3072x2048 pixels (Color/B&W)
Max. Frame Rate (MxPEG)	MEGA/HD: 30 fps, QXGA: 15 fps, 6MP: 8 fps	Compression	MxPEG, M-JPEG, JPEG, H.264 (SIP video only)
DVR Recording	Internal: microSD Card External: PC/NAS (to 4 TB)	Audio (optional)	VoIP, sound recording using audio package
Operating Conditions	IP30, 0 to +40 °C	Internal Sensors	Temperature, illumination, shock detector
Image Processing	MxActivitySensor, VMD, image correction, backlight, MxAnalytics	Software (free of charge)	MxManagementCenter, MOBOTIX App

i25 Indoor Camera With 6MP Moonlight Sensor: Technical Data	
Model versions	Fisheye lens (day/night)* • ultra-wide angle lens (day/night)* * optional with integrated audio package
Operating conditions	Ambient temperature 0 °C to 40 °C (32 °F to 104 °F), protection class IP30 (protected from foreign bodies with diameters 2.5 mm or larger, non-waterproof)
Intended use	Indoors • For wall installation only with 15° tilt • Not for use in areas at risk of explosions
Dimensions (height × width × depth):	107 × 145 × 45 mm
Weight (camera without Ethernet cable)	Approx. 200 g
Image sensor	1/1.8" CMOS sensor, 6MP (3072 × 2048), progressive scan
Minimum light sensitivity	Color sensor: 0.1 lux at 1/60 sec; 0.005 lux at 1 sec Black/white sensor: 0.02 lux at 1/60 sec; 0.001 lux at 1 sec
Maximum image size	6MP (3072 × 2048 pixels)
Maximum frame rates MxPEG (fps)	30@HD (1280 × 720), 30@MEGA, 15@QXGA, 10@5MP, 8@6MP
Maximum frame rates MJPEG (fps)	15@HD (1280 × 720), 12@MEGA, 6@QXGA, 4@5MP, 4@6MP
Controls	Two buttons, two status LEDs
Audio	i25 version with audio package (incl. microphone and speaker) or via ExtIO
Image processing	MxLEO, backlight compensation, automatic white balance, image distortion correction, panorama correction
Image formats	Freely configurable format 4:3/8:3/16:9 • User-defined formats (image cropping, e.g., 5MP, QXGA, full HD, MEGA)
Multi-streaming	Yes
PTZ	Digital pan/tilt/zoom, continuous 8x zoom
Intelligent video analysis	MxActivitySensor, video motion analysis, MxAnalytics (Heat maps and counting corridor reports)
DVR	Via integrated microSD card • Externally on USB device • Externally on NAS (max. of 4 TB) • Separate live image feed and full image recording • MxFFS with archiving function • Pre- and post-alarm images • Automatic DVR surveillance including error notification
Alarm/event management	MxActivitySensor • Video motion analysis • Temperature sensor • Shock Detector • Illumination sensor • Further sensors/IO via additional devices • Alarm notification via e-mail, FTP, VoIP
Video telephone	SIP client; intercom is possible via speaker of MX-ExtIO
Security	User/group management, SSL connection, IP address filter, IEEE 802.1x, intrusion detection, digital image signature, tamper detection
Protocols	IPv4, IPv6, HTTP, HTTPS, FTP, RTP, UDP, TCP, SNMP, SMTP, DHCP (client or server), NTP (client or server)
Interfaces	Ethernet (MxRJ45), MiniUSB • With optional MX-Bus-IO-Module two additional signal outputs
Power supply	PoE (IEEE 802.3af, class 2), typical power consumption of 4 W

i25 Indoor Camera With 6MP Moonlight Sensor: Technical Data

Certifications	EMV: EN 55022:2010 • EN 55024:2010 • EN 61000-6-1:2007 • EN 61000-6-2:2005) • EN 61000-6-3:2007+A1:2011 • EN 61000-6-4:2007+A1:2011 Further certifications: AS/ NZS CISPR22:2009+A1:2010 • CFR47 FCC part15B) • EN 55121-4:2006 • IEC 60950-1 / EN 60950-1 (NRTL)
(Integrated) software functions	Digital zoom • Programmable exposure windows • Snapshot recording • Full feature recording (MxFFS archive, continuous recording, full image recording including sound) • Time and event control • Time tables including holidays • Web functions • Logo generator • Flexible event logic • Master/slave arming • Multiple time-controlled privacy zones • Remote alarm notification • Programming interface/HTTP API
MOBOTIX Video Management Software (VMS) free of charge	MxManagementCenter MxMC, MxControlCenter MxCC, MxEasy, MOBOTIX App
Accessories	<ul style="list-style-type: none"> - MX-Bus-IO-Module - i25 in-wall installation set with cavity wall socket and stainless steel mounting plate - i25 on-wall mounting set - MX-Bus-IO-Module with two signal inputs/two signal outputs - MX-ExtIO (for optional audio)





i25 – Technical Specifications

Security-Vision-Systems

MOBOTIX

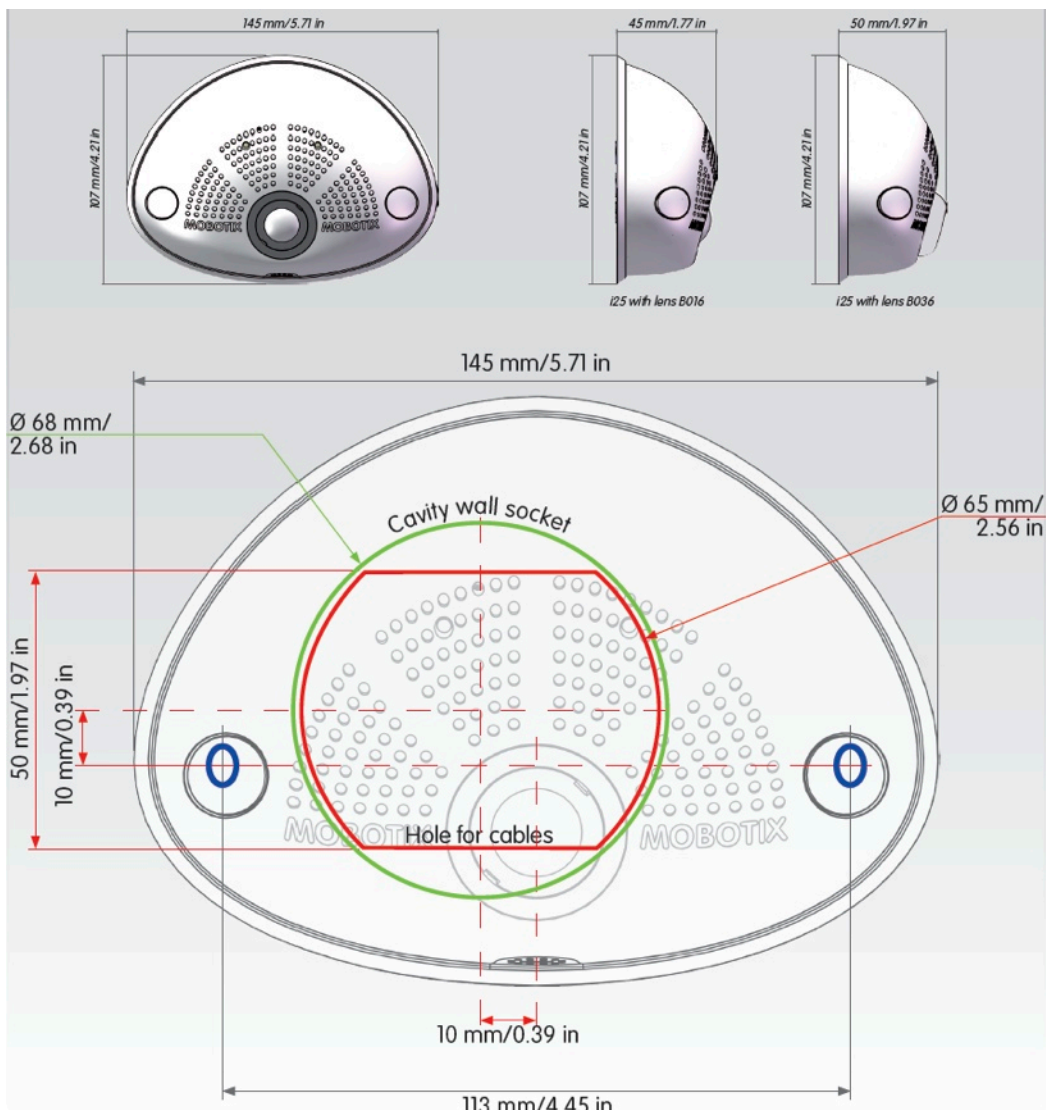
Camera Variants	i25 Day	i25 Night
Lenses, Sensors		
Fisheye Lens MX-B016 (Hemispheric, 180° x 180°)	MX-i25-D016	MX-i25-N016
Ultra Wide Lens MX-B036 (103° x 77°)	MX-i25-D036	MX-i25-N036
Super Wide Lens MX-B041 (90° x 67°)	–	–
Wide Lens MX-B061 (60° x 45°)	–	–
Standard Lens MX-B079 (45° x 34°)	–	–
Tele Lens MX-B119 (31° x 23°)	–	–
Distant Tele Lens MX-B237 (15° x 11°)	–	–
Super Tele Lens MX-B500 (8° x 6°)	–	–
CS-Vario Lens MX-B045-100-CS (39°-89° x 29°-65°)	–	–
Camera Module (body), lens can be orderd separately	–	–
Image sensor with individual exposure zones	Color	B/W
Sensor sensitivity in lux at 1/60 s /1 s	0,1/0,005	0,02/0,001
Image sensor resolution (color or B/W sensor)	6MP (3072 x 2048)	6MP (3072 x 2048)
Hardware Functions		
Protection class	IP20	IP20
Temperature range 0 to 40°C/32 to 104°F	•	•
Temporary internal DVR	64 MB	64 MB
Internal DVR, ex works	4 GB (microSD)	4 GB (microSD)
Microphone/speaker	optional (with audio package)	optional (with audio package)
Passive infrared sensor (PIR)	–	–
Integrated temperature sensor	•	•
Shock detector	•	•
Power consumption (typical)	4 watts	4 watts
Variable PoE class (factory default: 3)	2 or 3	2 or 3
Image Formats, Frame Rates, Image Storage		
Maximum image format (per sensor)	6MP (3072 x 2048)	6MP (3072 x 2048)
Maximum frame rate (MxPEG, max. resolution)	8 fps (6MP)	8 fps (6MP)
CIF images with 4 GB MicroSD DVR	250,000	250,000
VGA images with 4 GB MicroSD DVR	125,000	125,000
HD images with 4 GB MicroSD DVR	40,000	40,000
QXGA images with 4 GB MicroSD DVR	20,000	20,000

- available ex works
- not available

Camera Variants	i25 Day	i25 Night
General Functions		
Digital zoom (continuous) with panning	•	•
Codecs: Motion-JPEG/MxPEG/H.264 for SIP	•/•/•	•/•/•
Programmable exposure zones	•	•
Snapshot recording (pre/post-alarm images)	50	50
Terabyte ring buffer storage (internal/network)	•	•
Continuous recording with sound (0.2 to 30 fps)	•	•
Event recording with sound	•	•
Time and event control/flexible event logic	•/•	•/•
Weekly schedules/holidays	•	•
Web functionality (FTP, email)	•	•
Playback/QuadView and MultiView	•/•	•/•
Bidirectional sound in browser (with audio package)	•	•
Logo generator, animated	•	•
Master/Slave arming	•	•
Privacy zones (time-controlled)	•	•
Customized voice messages (with audio package)	•	•
VoIP telephony (audio/video, alert – (with audio package)	•	•
Remote alarm notification (network message)	•	•
Signal inputs/outputs and MxBus via	MX-Bus-IO-Module	MX-Bus-IO-Module
Programming interface (HTTP API)	•	•
Security Features (HTTPS/S/L, IP-based access control, IEEE 802.1X network authentication)	•	•
Video Analysis		
Video Motion	•	•
MxAnalytics	•	•
MxActivitySensor (incl. behavioral detection)	•	•
Video Management Software		
MxManagementCenter/MxControlCenter/MxEasy	•/•/•	•/•/•
MOBOTIX App (iOS)	•	•



Item	Count	Part Name
1.1	1	Housing (installed)
1.2	1	Back cover (installed)
1.3	1	Main board with lens MX-B016 or MX-B036 (installed)
1.4	2	Bayonet catch, blue (installed)
1.5	1	USB plug, blue (installed)
1.6	1	Ethernet plug, blue (installed)
1.7	1	Ethernet patch cable, 50 cm/19.7 in, black
1.8	1	Wall sealing
1.9	2	Screw plug, white
1.10	2	Washer Ø 4.3 mm, stainless steel
1.11	2	Wood screw 4x40 mm, stainless steel
1.12	2	Screw anchor S6
1.13	1	MicroSD card pre-installed (SDHC installed, SDXC supported)
1.14	1	Allen wrench 2.5 mm




(Excerpts from the technical documentation www.mobotix.com > Support > Manuals)

MX-Bus-IO-Module For p25/i25/c25

Connecting And Switching Of External Devices Via MOBOTIX Indoor Cameras p25, i25 and c25

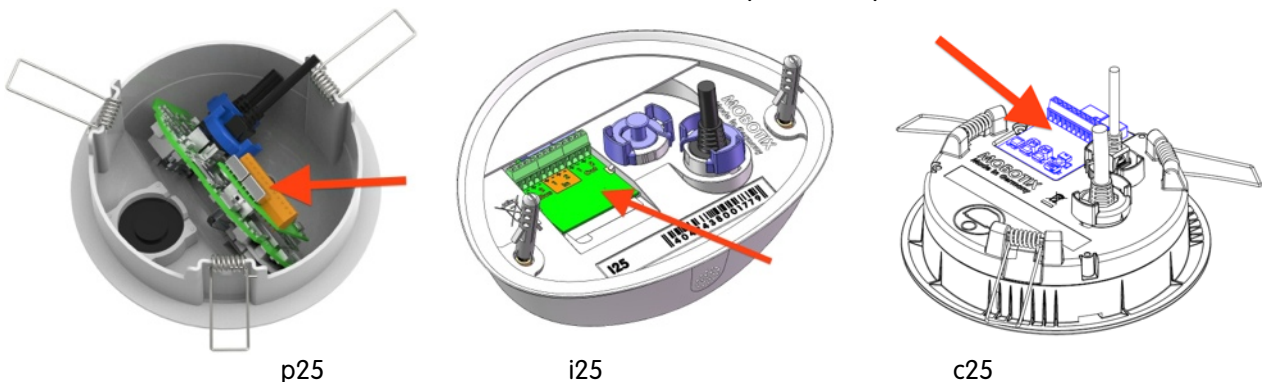
The MX-Bus-IO-Module is a practical, optional extension board for all MOBOTIX Indoor Cameras p25, i25 and c25, which is simply attached to the back of the camera and tightened (for i25 and c25) or mounted on the camera board (only with p25). The module expands every camera to include two extra inputs and two 12V outputs and enables access to the two-wire MxBus. The outputs can be directly connected to a relay and thus higher voltages and loads, e.g., lamps or motors. MxBus is an encoded two-wire cable developed by MOBOTIX for transferring data and current. Using this solution, users can simply and securely power and control various MOBOTIX IO devices over distances of more than 100 m.



Left: Front of MX-Bus-IO-Module with green terminal connector for connecting external devices: The 12V-powered ports Out1 and Out2 serve, for instance, to connect relays (e.g., Eltako ER12-002-UC).

Right: Back with black camera socket (plug onto back/board of camera).

Installation Position Of MX-Bus-IO-Module With Indoor Cameras (Red Arrow):



Terminal Connectors				
	MxBus connections	MxBus		
MX-				Out-puts
MX+	Output 1 A	Relay pot.-free	-	
Out1 A	Output 1 B/GND		Output 1 12 V self-powered	
Out1 B /GND	Output 1 12 V	-		
Out1 12V	Output 2 A	Relay pot.-free	-	
Out2 A	Output 2 B/GND		Output 2 12 V self-powered	
Out2 B/GND	Output 2 12 V	-		
Out2 12V	Output 1 -	Inputs		
IN1 -	Output 1 +			
IN1 +	Output 2 -			
IN2 -	Output 2 +			
IN2 +				

MX-Bus-IO-Module: Technical Data	
Model versions	MX-OPT-IO3-INT
Ambient temperature range	0°C to 40°C (32°F to 104°F)
IP protection class (DIN EN 60529)	None
Intended use	<ul style="list-style-type: none"> • Not for use in areas at risk of explosions • Only combined with MOBOTIX cameras p25, i25 and c25
Dimensions (L x W x D)	43 x 32 x 18 mm
Weight (without packaging)	10 g
Connectors for MxBus devices	1 (1 x 2 terminals)
Inputs	2 inputs (galvanically isolated; 0 V to 48 V DC)
Outputs	<p>Option 1: 2 outputs (floating); max. capacity per contact: 30 W or 1 A or 48 V AC/DC</p> <p>Option 2: 2 outputs (12 V DC, max. 50 mA per output)</p>
Configuration of inputs/outputs	Via camera software (available in web browser)
Max. power output at 12 V	1.2 W
Terminal specification	AWG26 to AWG21 (wire thicknesses supported at the terminal connectors)
LEDs	No
MxBus emergency operation	No
Power consumption	Typical 1 W
Housing	PBT GF30
Certifications	None, as only used as camera plug-in module
Specific information	<ul style="list-style-type: none"> • Note the MxBus power supply: Max. one additional module (e.g., GPS-Box), otherwise expand with BPA-Box (available soon) • Camera firmware required: 4.3.4.50 and higher
MTBF	> 80,000 h