

# High performance IR illuminators



## Advantages of Emitlight products



New design standart. The body of the Emitlight illuminators is the combination of an especially modern design and effective cooling system.



The Emitlight illuminators have all necessary key functions and are not excessively complicated; therefore, the illuminators distinguish themselves for the attractive price and simple use and adjustment.



The Emitlight illuminators are made of the one-piece aluminium body. It ensures the stability, tightness and effective cooling system. The specially created ground-breaking body guarantees the longer service life of the unit.



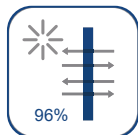
The highest class "Osram SMD" diodes are used in the Emitlight illuminators, which generate the highest flow of light according to the consumed energy.



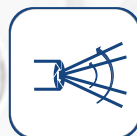
The "3M VHB™" technology used in the Emitlight illuminators ensures the tightness of the unit - does not allow for the moisture to get inside the body from outside. The Emitlight illuminators conform to the IP67 standards.



The special Goretex™ membrane is mounted in the Emitlight illuminators, which eliminates the pressure changes inside the unit and does not allow for it deforming itself, ensures the long-term tightness of the body.






The protective glass of the Emitlight illuminator is made of the high-quality material SolarisIR™, conducting not less than 96% IRs of light.



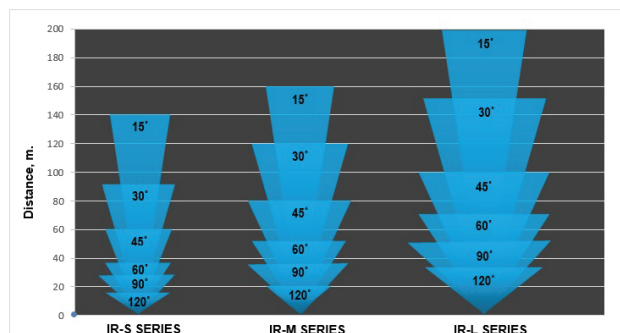
The Emitlight illuminators have special lenses directing the light rays to the required direction. After selecting the required illumination, there is a possibility to increase the intensity of illumination in the required place.

# Emitlight product series

	IR-S series	IR-M series	IR-L series
			
Maximum illumination distance	140 m (depends on the illumination angle)	160 m (depends on the illumination angle)	200 m (depends on the illumination angle)
Supply voltage	11 – 30 VDC	11 – 30 VDC	11 – 30 VDC
Power consumption	12 W max	24 W max	36 W max
Length of radiated wave	858 nm / 949 nm	858 nm / 949 nm	858 nm / 949 nm
Weight	750 g	1070 g	1550 g
Operating temperature	from -40°C to +60°C (from -40°F to 140°F)	from -40°C to +60°C (from -40°F to 140°F)	from -40°C to +60°C (from -40°F to 140°F)
IP protection level	IP67	IP67	IP67
Illumination angle	15° / 30° / 45° / 60° / 90° / 120°	15° / 30° / 45° / 60° / 90° / 120°	15° / 30° / 45° / 60° / 90° / 120°
Colours	Anodized black/white/anodized silver/anodized gold	Anodized black/white/anodized silver/anodized gold	Anodized black/white/anodized silver/anodized gold
Digital input for the activation of the illuminator	Yes	Yes	Yes
Automatic activation with the help of photoswitch	Yes	Yes	Yes
Illumination level of automatic activation	≤ 6 lux	≤ 6 lux	≤ 6 lux
Delay of deactivation	30 s	30 s	30 s
Source of light	4 pcs. High Power SMD LED	8 pcs. High Power SMD LED	12 pcs. High Power SMD LED
Length of supply cable	0,7 m (27,56 inches)	0,7 m (27,56 inches)	0,7 m (27,56 inches)
Dimensions:			
width	115 mm (4,53 inches)	115 mm (4,53 inches)	115 mm (4,53 inches)
height	90 mm (3,54 inches)	141 mm (5,55 inches)	220 mm (8,66 inches)
thickness	51 mm (2,01 inches)	51 mm (2,01 inches)	51 mm (2,01 inches)




## Maximum illumination distance (m.) of infrared rays according to the illumination angle (°)

	IR-S series	IR-M series	IR-L series
15°	140 m	160 m	200 m
30°	90 m	120 m	150 m
45°	60 m	80 m	100 m
60°	35 m	50 m	70 m
90°	25 m	35 m	50 m
120°	15 m	20 m	30 m



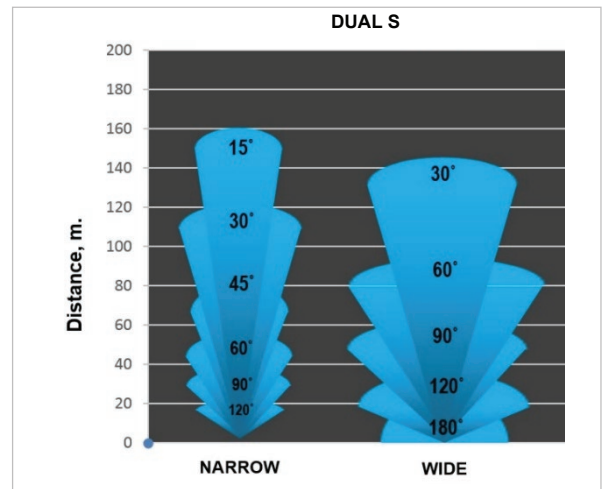
\*Distance depend on environmental conditions and camera's light sensitivity.



	Dual S	Dual M	Triple M
			
Maximum illumination distance	160 m (depends on the illumination angle)	240 m (depends on the illumination angle)	300 m (depends on the illumination angle)
Supply voltage	11 – 30 VDC	11 – 30 VDC	11 – 30 VDC
Power consumption	24 W max	48 W max	72 W max
Length of radiated wave	858 nm / 949 nm	858 nm / 949 nm	858 nm / 949 nm
Weight	2300 g	3570 g	4520 g
Operating temperature	from -40°C to +60°C (from -40°F to 140°F)	from -40°C to +60°C (from -40°F to 140°F)	from -40°C to +60°C (from -40°F to 140°F)
IP protection level	IP67	IP67	IP67
Illumination angle	15°/ 30°/ 45°/ 60°/ 90°/ 120°	15°/ 30°/ 45°/ 60°/ 90°/ 120°	15°/ 30°/ 45°/ 60°/ 90°/ 120°
Colours	Anodized black/white/anodized silver/anodized gold	Anodized black/white/anodized silver/anodized gold	Anodized black/white/anodized silver/anodized gold
Digital input for the activation of the illuminator	Yes	Yes	Yes
Automatic activation with the help of photoswitch	Yes	Yes	Yes
Illumination level of automatic activation	≤ 6 lux	≤ 6 lux	≤ 6 lux
Delay of deactivation	30 s	30 s	30 s
Source of light	2 x 4 pcs. High Power SMD LED	2 x 8 pcs. High Power SMD LED	3 x 8 pcs. High Power SMD LED
Length of supply cable	0,7 m (27,56 inches)	0,7 m (27,56 inches)	0,7 m (27,56 inches)
Dimensions:			
width	235 mm (10,05 inches)	235 mm (10,05 inches)	355 mm (13,98 inches)
height	147 mm (5,79 inches)	174 mm (6,85 inches)	174 mm (6,85 inches)
thickness	131 mm (5,16 inches)	135 mm (5,32 inches)	135 mm (5,01 inches)

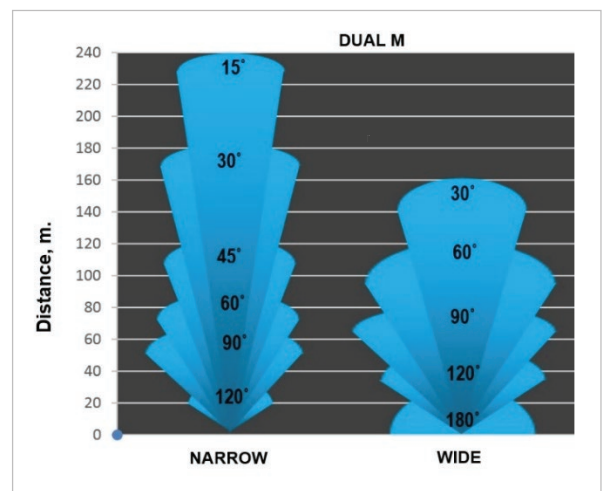
Maximum illumination distance (m.) of infrared rays according to the illumination angle (°)

Dual S			
Narrow		Wide	
Angle	Distance	Angle	Distance
15°	160	30°	140
30°	120	60°	90
45°	80	90°	60
60°	50	120°	35
90°	35	180°	25
120°	20	180°	15



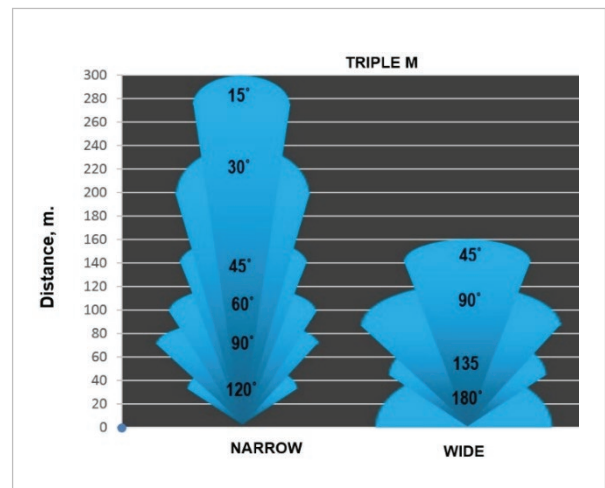
\*Distance depend on environmental conditions and camera's light sensitivity.

Dual M			
Narrow		Wide	
Angle	Distance	Angle	Distance
15°	240	30°	160
30°	180	60°	120
45°	120	90°	80
60°	85	120°	50
90°	65	180°	35
120°	35	180°	20



\*Distance depend on environmental conditions and camera's light sensitivity.

Triple M			
Narrow		Wide	
Angle	Distance	Angle	Distance
15°	300	45°	160
30°	240	90°	120
45°	160	135°	80
60°	120	180°	50
90°	90	180°	40
120°	50	180°	30



\*Distance depend on environmental conditions and camera's light sensitivity.